

# **Bray** CONTROLS



**Pneumatic Actuators & Accessories**



## Pneumatic Actuators & Accessories

Page

<b>Series 92/93</b>	Pneumatic Actuator	<b>4</b>
---------------------	--------------------	----------

<b>Series 63</b>	Solenoid - Direct Mount	<b>6</b>
------------------	-------------------------	----------

<b>Series 50</b>	Valve Status Monitor Limit Switch	<b>8</b>
------------------	--------------------------------------	----------

<b>Series 52</b>	Valve Status Monitor Limit Switch	<b>10</b>
------------------	--------------------------------------	-----------

<b>Series 6A</b>	Electro-Pneumatic Positioner	<b>12</b>
------------------	---------------------------------	-----------

<b>Series 64</b>	Pneumatic Positioner	<b>14</b>
------------------	----------------------	-----------

<b>Series 55</b>	Filter Regulator	<b>15</b>
------------------	------------------	-----------



## **Bray** CONTROLS

### INTRODUCTION

Through years of field application experience, research and development, we have designed products that meet the stringent requirements of today's fluid process industry. Bray has earned a reputation of excellence by creating products of superior value and quality, providing personalized customer service and on-time deliveries. Our success has always been the direct result of our fully integrated, full range butterfly valve and control product lines. Rugged and reliable, our products are engineered to provide years of trouble free service.

***Bray products are used in a wide range of industries worldwide including:***

- Chemical
- Beverages
- Pharmaceuticals
- Food Processing
- Petroleum Refining & Oilfield,
- Transportation
- Microprocessors
- Marine
- Pulp & Paper
- Mining
- Power/FGD
- Irrigation
- Water & Wastewater Treatment
- Textile
- Desalination
- Steel Production
- Sugar/Ethanol
- HVAC
- Breweries/Wineries



### PRODUCT QUALITY & PRECISION

Assuring product quality, precision manufacturing and internal process integrity, Bray Controls has been certified to ISO 9001 quality standards. The certification of compliance was issued by Lloyd's Register Quality Assurance (LQRA), a worldwide independent certifier. The basis for Bray Controls high level of quality assurance are the quality control guidelines and procedures submitted, reviewed and approved in accordance with criteria established within ISO 9001:2000 and EU Directives.

***“Bray Controls is focused on and committed to meeting the expectations and needs of our customers while continually improving the effectiveness of our quality management.”***

- All Bray valves are pressure tested to 110% of rated pressure to assure bubble tight shutoff.
- All Actuators are calibrated and cycle tested before shipment. Pneumatic actuators are also pressure tested to assure no leakage.
- Material Traceability - Certification is provided for all valves upon request for all pressure retaining components.
- Positive Material Identification - All materials are subjected to PMI testing to verify material traceability certificate.



# BRAY SERIES 92/93

## PNEUMATIC ACTUATOR

Output Torques to 44,130 Lb-in (4,986 Nm)

Styling, strength, compactness, and simplicity of design have been combined to produce the Bray Series 92 direct acting and the Series 93 spring return pneumatic actuators.

Engineering excellence and precision manufacturing has produced a modular product line with reduced overall size requirements and economic savings. In addition all Bray Accessories are fully modular and directly mount to the actuator – providing flexibility and efficiency at reduced cost.

Bray Series 92/93 actuators are rack and pinion, opposed-piston actuators available in two versions: double acting for rotation of 90°, 135° and 180°, and spring return for 90° rotation.



The Series 92/93 actuators were designed primarily for pneumatic operation up to a maximum pressure of 140 psig (10 Bar) and for temperature ranges of -20°F (-29°C) to +200°F (+95°C). **For higher and lower temperature applications, consult factory.**

All double acting and spring return units are suitable for both on-off and throttling applications. Actuators which can be actuated with other media such as hydraulic oil or water are also available as an option.

The Series 92/93 is completely enclosed and self contained. The many features minimize maintenance and provide safe, simple disassembly and assembly.

### STANDARD MATERIALS SELECTION

NAME	MATERIAL
Body	Extruded Aluminum Alloy, Anodized 316 Stainless Steel
End Caps	Die cast Aluminum Alloy with Corrosion Resistant Polyester Coating 316 Stainless Steel
Pistons	Die Cast Aluminum Alloy
Output Shaft/Pinion:	Carbon Steel, Zinc Plated
Travel Stop:	Alloy Steel
Shaft Bearings:	Acetal
Piston Guides:	Acetal
Fasteners:	Stainless Steel
Springs	Spring Steel, Protective Coating
Piston O-Ring Seals:	BUNA-N
Options:	Polyester Coated Body Exterior Electroless Nickel Plated Body Exterior Hard Anodized Body Exterior Seacorr Coated Body Exterior Stainless Steel Pinion



### DIRECT MOUNTING

Bray actuators comply with ISO 5211 dimensions and mount directly to Bray valves without using external linkages. Field installation is simple, misalignment is minimized and contamination buildup between valve and actuator is reduced.

### PNEUMATIC ACTUATOR OPTIONS



SERIES 5 - DECLUTCHABLE GEAR OPERATOR

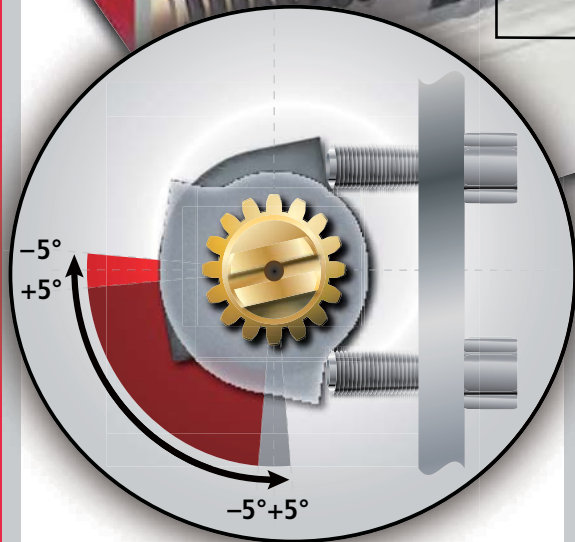


STAINLESS STEEL



EXTENDED TRAVEL STOPS

All Bray Series 92/93 actuators have permanently lubricated bearings and guides.



### TRAVEL STOP ADJUSTMENT

The 0° and 90° travel positions have travel adjustments of +5° max. to -5° min. Extended travel stops are also offered as an option

OUTPUT SHAFT and PINION GEAR

POSITION INDICATOR

PISTONS

BODY

END CAPS

**PNEUMATIC SUPPLY PORTS:** Available imperial or metric. NAMUR interface for accessory mounting is standard on all actuator sizes.

**INTEGRAL PORTING:** Reduces the cost of external tubing that is also easily damaged.

**PISTON GUIDES and RINGS:** Provide low coefficient of friction and absorb the side thrusts of the pistons.

**TRAVEL STOPS:** Adjusting screws limit the travel of the actuator to specific degrees of rotation in both open and closed directions.

**OUTPUT SHAFT BEARINGS:** Top and bottom of the pinion.

**PISTON O-RING SEALS**

## **BRAY SERIES 63**

### **SOLENOIDS PILOT OPERATED SPOOL CON- TROL**

These units can be used with either spring return or double acting actuators where on/off electrical operation is required. Units have 1/2" NPT conduit connections and IP65 DIN units have cable gland PG9 connectors, also available with 1/2" NPT conduit adapters. The coils are UL recognized and CSA certified. All Series 63 solenoids carry the CE mark.

#### **FEATURES:**

- Compact
- Modular
- Pilot Operated
- Spool Control Valve
- Convertible From 3-Way (3/2) to 4-Way (5/2)
- Spring Return or Double Acting

#### **SOLENOID OPTIONS**

- Stainless Steel housings
- Low-powered units
- Intrinsically safe units
- BUS solenoids are available for DeviceNet and Profibus-PA protocols
- AS-I Interface solenoids with IP65 DIN/PG9 cable gland connectors are available
- All direct mount to Bray pneumatic actuators.
- Speed controls that allow independent control of speed in both directions





**MANUAL OVERRIDE:** Each unit contains as standard a mechanical manual override located on the solenoid valve block. In the event of electrical power failure, over-riding is accomplished by rotating the manual override screw which will divert the air from one chamber of the pneumatic actuator to the other.

**VALVE DESIGN:** Pilot Operated Spool

**MEDIA:** Dry or lubricated air or inert gases

**COIL HOUSINGS:** Three standard coil housings are offered.

**1. Watertight** (NEMA 4,4x) housing offers a molded and potted coil with UL recognized components and CSA certification.

**2. Watertight & Explosion Proof** (NEMA 4,4x,7,9) housing is UL listed and C.S.A. certified for hazardous locations Class I, Div.1 (Groups A-D) and Class II, Div.1 (Groups E-G).

### 3. IP65 DIN

Standard solenoid valves are supplied as single coil units. Dual coil units are also available for customers who require actuators to remain in last position during electrical power failure.

**SPRING RETURN ACTUATORS:** The Series 63 Solenoid Valve fills the spring chamber with supply air rather than drawing air from the surrounding atmosphere. This keeps the spring chamber clean and dry, and improves the performance and service life of the actuator.

## DIRECT MOUNTING

**DIRECT MOUNTING:** Meeting NAMUR (VDI/VDE 3845) standards, all Bray Series 63 solenoid valves direct mount to the integral porting system of Bray Series 92/93 pneumatic actuators. No external piping is required. Bray's direct mounting permits quick and simple field installation.



## SERIES 63 - MECHANICAL CHARACTERISTICS

<b>MOUNTING</b>	NAMUR (VDI/VDE 3845), mountable in any position, hardware included
-----------------	--

### MATERIALS

Body:	Anodized Aluminum
Spring:	Phosphate treated black steel
Shading Coil:	Copper
Seals:	NBR + PUR
Core / Tube:	Stainless / Brass
End Covers & Plate:	6/6 glass filled polyamide (PA/FV)
Spool:	Aluminum
Internal Parts:	Zamak, Steel, Acetal

<b>PNEUMATIC PORTS</b>	1/4" NPT
------------------------	----------

<b>ELECTRICAL CONNECTIONS</b>	NEMA Housings: 1/2" NPT
	DIN Housing: Cable Gland PG9

### CONSTRUCTION

Standard construction is molded and potted coil with 18" leads, Class F Insulation. Other insulation classes available. The IP65 DIN coil and magnet structure are epoxy encased. Molded Cordsets and connectors are available for IP65 DIN coil housings, please consult Bray representative or factory for further information.

### NORMAL AMBIENT TEMPERATURE RANGE

NEMA Housings:	AC: -13°F (-25°C) to +140°F (+67°C)
	DC: -13°F (-25°C) to +77°F (+25°C)

### ELECTRICAL COIL

NEMA Housings <i>with flying leads</i>	12, 24, 120, 220 VAC, 50-60 HZ
	12, 24, 120 VDC
IP65 DIN Housings <i>Type "I" Connection</i>	24, 120, 240 VAC, 50-60 HZ 24 VDC

NEMA & IP65 DIN Coil Insulation-Class F  
Max Temperature Rating: 311° F (155°C)

Max Ambient Temperature Rating: 158° F (70°C)

### FLOW

1/4" (6.35 mm) PIPE C <sub>v</sub> = .7	Flow = 30 scfm, 150 psi (10.4 bar) max.
--	--

Bray S92/93 actuation times are very dependent on the flow capacity of their air supply. It is strongly recommended that only the Bray S63 high flow solenoid be used with the Bray S92/93 actuators. The use of smaller port solenoids, solenoid manifolds, small I.D. air supply tubing and/or extended lengths of tubing can significantly reduce the actuation time and/or the initial response to the command signal. Please see TB-1140 for pneumatic FLOW TESTING RECOMMENDATIONS.

### NOMINAL POWER (WATTS)

NEMA Housing	A.C - 6.3, DC - 6.9
DIN Housing	A.C - 2.5, DC - 3.0

<b>OPERATING SPEED</b>	10 cycles per minute - with more if needed
------------------------	---

<b>DUTY CYCLE</b>	Continuous
-------------------	------------

## BRAY SERIES 50 VALVE STATUS MONITORS

The Series 50 signals actuator and valve position to local and remote stations. The units have been designed for ease of wiring and a wide variety of switches. Both feature the same high quality internal parts and the same rugged reliability.



### CAPTIVE HOUSING BOLTS

The housing covers of Bray Valve Status Monitors are attached to the housing bases by stainless steel bolts. When the cover is removed the bolts are held captive in the cover. This prevents time consuming problems caused from lost or misplaced bolts.



### HIGH VISIBILITY DISPLAY AVAILABLE

Prominently labeled and color coded – yellow for open, red for closed – the display indicates valve position through the full range of travel. Made of high impact, heat and chemical resistant clear polycarbonate, this display withstands caustic washdown and offers excellent corrosion protection.

**SERIES 50-0400**  
waterproof  
NEMA-4,4X, IP 65



**SHAFT BEARINGS:** The Series 50-0400 has acetal bearings on the top and bottom of the shaft which reduce friction and eliminate shaft binding.



**CAMS / CAM ADJUSTMENT:** A cam for each switch is mounted directly to the output shaft and each cam is color coded – red adjustment screw matches red cam (valve closed indication), green screw matches green cam (valve open indication). The cams are infinitely and independently adjustable from the top by finger touch or regular screw driver with no special tools needed. The adjustment screws rotate the eccentric shaped cams. Set screw will prevent cams from slipping out of adjustment from line vibration.

**O-RING SEALS:** Seals on the shaft and housing provide a waterproof enclosure and prevent internal corrosion.

**POSITION INDICATORS:** Bray has specially designed position indicators which locally signal valve position. The pointer, made of ABS, comes standard with all Series 50 units.

**HOUSING:** Die Cast Aluminum with standard coating. Seacorr Coated Body Exterior also available.

*A Bray Series 63 solenoid valve can be easily terminated in Series 50-0700 valve status monitor.*

### **SERIES 50-0700**

waterproof and explosion proof  
NEMA-4,4X,7,9, IP 65

**SWITCHES:** Series 50 Valve Status Monitors come standard with 2 SPDT V3 switches. Additional switches and other switch options are available in the 50-0700 units. Please consult your factory representative.

**TERMINAL BLOCK:** The internal switches are pre-wired to a terminal block. The block has been designed for ease of wiring installation with clearly marked numbers for both open and closed switches.

**CONDUIT ENTRIES:** two conduit entries. The Series 50-0400 unit has 1/2" NPT (M20) conduit connections, and the Series 50-0700 has 3/4" NPT (M25) conduit connections.

**DIRECT MOUNTING** A compact, modular design allows direct mounting of the Bray Series 50 to pneumatic actuators without any brackets or couplings. The mounting pattern complies with VDI/VDE 3845 (NAMUR recommendations).

### **SERIES 50-0700 AVAILABLE SWITCHES:**

- Micro switches
- Proximity switches
- Pneumatic switches
- Reed switches
- Potentiometer

*Other switches are available.  
Please consult your factory representative.*

## BRAY SERIES 52 VALVE STATUS MONITOR

Bray's 2N1 ProxSensor has combined 2 proximity sensors in 1 self-contained, fully sealed, compact enclosure. DeviceNet, PROFIBUS DP and AS-i BUS network units with solenoid drive are also available.

The Series 52 offers the bounce-free electronic valve signaling required for all PLC, computer and solid state circuitry vital to process control and information networks. Costly external junction boxes are eliminated and field wiring costs are greatly reduced. Bray's approach delivers the most compact, reliable and economical valve position monitoring system available.

### MOISTURE, CHEMICAL AND CORROSION PROTECTION:

The two proximity sensors are completely encapsulated with epoxy resin in a rigid polymer enclosure that is impervious to moisture and most chemical and corrosive agents. Once the multi-pin connection is made, the cable link to plant wiring is completely sealed eliminating the possibility of failure due to moisture. These protections make the Series 52 the best choice for hostile environments.

**ELECTRICAL CONNECTION:** A multi-pin electrical connector is designed for full compatibility with today's industrial wiring requirements.

**POLYMER ENCLOSURE:** Bray's design of 2 sensors in 1 rugged enclosure greatly reduces space requirements and expensive housings needed for previous dual switch applications. The epoxy resin encapsulation protects the sensors against vibration or shock.

**LOCAL POSITION INDICATION:** A Valve Position Pointer, made of highly visible yellow ABS material, shows valve position locally throughout the full range of travel.

- **LED Indicators** give positive verification that the sensors are electrically functioning and show the target position has been reached.
- **High Visibility Valve Position Display** (optional) Prominently labeled and color coded – yellow for open, black for closed – the display indicates valve position throughout the full range of travel.



**2N1**  
ProxSensor™



### VALVE POSITION TARGETS

Unique, symmetrically designed targets are mounted inside the valve position carrier. The targets are factory pre-aligned for Bray products. No cams or set screws are required and time consuming field adjustment is eliminated. Standard targets are Stainless Steel and non-magnetic. The sensors will not attract and be falsely tripped by loose metal objects. Magnetic targets are used for BUS network sensors. Standard non-adjustable targets are preset at 90° travel.

**Adjustable Target (optional)** allows the customer to individually set the valve position signal of both open and closed directions at incremental positions.





## SERIES 52 MODELS

**Inductive Proximity Sensors:** These sensors are solid state electronic controls which provide high resolution, are spark free and contain no moving electrical parts to wear out.

**DC Inductive Proximity Sensors:** The standard DC sensors, offered as either PNP or NPN, have an economical internal amplifier and operate on 10 VDC (200mA) to 30 VDC (600mA). A NAMUR Intrinsically Safe DC sensor can be supplied for use with an IS barrier amplifier. The DC connector is M12, 4-pin.

**AC Inductive Proximity Sensors:** AC sensors operate on 20 VAC (200mA) to 250 VAC (500mA). No external switching amplifier is needed for AC applications. The AC connector is 7/8", 5-pin.

### BUS Network Powered Proximity Sensors with Solenoid Drive:

Bray's BUS valve status monitors offer all the standard Series 52 features plus network communication and remote access to valve position and diagnostics. AS-i, DeviceNet and PROFIBUS DP units are available.

All network units contain two BUS powered proximity sensors, applicable network pin connection and a solenoid drive connection. They can be supplied with a Bray solenoid which may be powered by the network.

## SERIES 52 ADVANTAGES

2N1 ProxSensor offers reduced installation cost as well as the following advantages:

### vs. Mechanical Snap Acting Switches

- No switch sparking (arcing or wear)
- No contact bounce
- No moving switch elements
- Fully sealed enclosure

### vs. Magnetic Reed Switches

- No switch sparking (wear)
- No contact bounce
- No moving switch elements
- Not fragile to vibration or shock

### vs. Externally Mounted

#### Proximity Switches

- 2 sensors in 1 enclosure
- No brackets required
- More compact design

### vs. Two Inductive Proximity Switches in standard switchbox

- Lower cost
- More compact design
- Fully encapsulated enclosure




### QUICK-CONNECT ACCESSORIES:

- Cordsets
- Extension Cords & Receptacles
- Cordsets (AC Sensors only)

### INTEGRAL Y-CONNECTION

Bray offers a "Y" cable to combine a Series 52 and DIN solenoid into a single connection. The Y-Connection can be wired to a remote electrical junction box by either cordset, extension cord or conduit adapter. Bray can supply a Series 52, solenoid and actuator as a completely assembled system.





## BRAY SERIES 6A ELECTRO-PNEUMATIC POSITIONERS

Precision digital control with proven reliability Bray's Series 6A positioners were designed with ease of installation, simple calibration, efficiency and economy in mind. Units for rotary single acting and double acting actuators are offered as standard. Intrinsically safe versions are also available.

Bray's BUS positioners offer all Series 6A features plus increased network communication and remote access to positioner parameters and diagnostics.

**ON-LINE ADAPTIVE CONTROL:** During operation, the unit continually optimizes control behaviors and travel times in response to changes in line media pressure.

**DIAGNOSTICS:** Bray's Series 6A positioners feature corrective and preventative maintenance self-diagnostic checks. All diagnostics run constantly, may be continually monitored, and recorded.

**AIR SUPPLY MONITOR:** An additional feature of the Series 6A is an internal monitor that transmits a fault signal alarm if the air supply fails. The alarm is shown locally on the LCD and may be sent to the remote control panel.

**LOCAL POSITION ADJUSTMENT:** Valve position can be manually adjusted locally by removing the housing cover, then using the push buttons to override the remote command signal.

**FLOW RESTRICTORS:** Precise control of even the smallest pneumatic actuators through internal Flow Restrictors.

**POSITION INDICATOR:** In addition to the LCD display, valve position is clearly shown over a distance by a yellow indicator.

**LOCKING DEVICE:** For high vibration applications, the Series 6A features, as standard, a friction clutch locking device.

### EXPLOSION PROOF UNITS

Designed for hazardous and severe applications, Series 6A explosion proof positioners offer all the features of the waterproof units in a flame-proof enclosure.

The automatic calibration keypad push buttons in the explosion proof units are externally mounted and easily accessible behind a flap. The units can be controlled locally, even during operation, without removing the housing cover. The LCD display is viewed from behind a sodium glass explosion proof window.

Waterproof/Explosion Proof enclosures meet NEMA 4, 4x, 7 & 9 specifications. These enclosures are constructed of die cast aluminum with an epoxy coating for chemical and corrosion protection. A waterproof Stainless Steel enclosure is available upon request.



Shown with  
optional gauges

### MODULAR ACCESSORIES

**GAUGE MANIFOLD:** An externally mounted gauge manifold is offered with up to three gauges to measure air supply and the actuator input and output pressures.

**VOLUME BOOSTERS:** These modules increase air volume output and decrease response time.



### OPTIONAL BOARDS

These optional boards provide additional information and features and can be easily installed in the field.

**RETRANSMISSION MODULE (IY):** This 4-20 mA DC output board indicates valve position to the control room.

**PROGRAMMABLE ELECTRONIC SWITCHES (ALARM):** Two semiconductor switch outputs and one alarm output may be programmed to activate at various travel positions. One digital input is also included.

**LIMIT SWITCHES:** For cam activated indication of actuator travel limits, two output formats are offered: Mechanical Switches or intrinsically safe Inductive Proximity Switches (SIA).

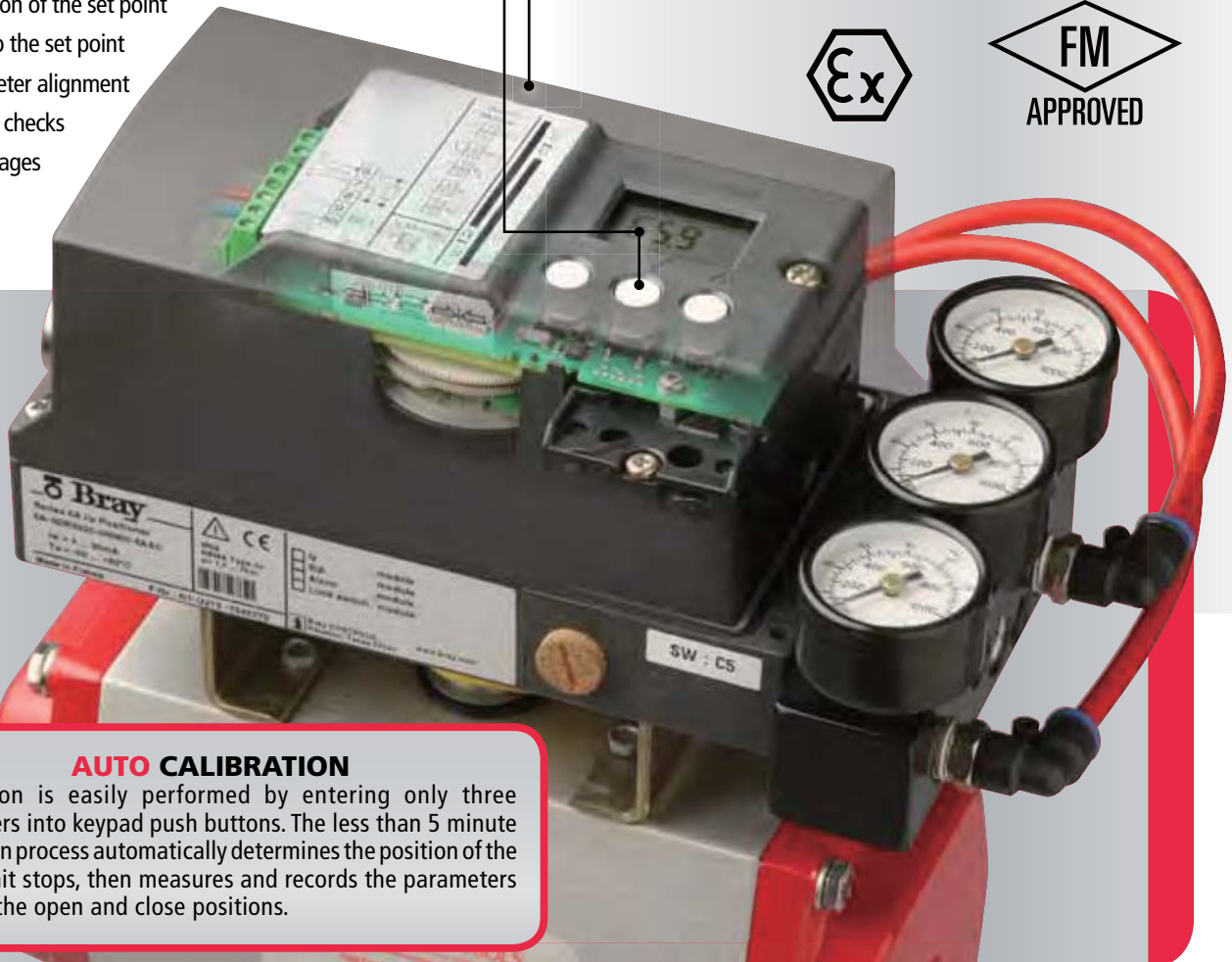


**LCD DISPLAY & KEYPAD:** Provides visual confirmation of valve position in precise one degree increments, operating status and keypad entries with the housing cover in place. The positioner operating mode (automatic or manual) and alarm messages are also shown.

With the housing cover removed, the keypad push buttons are accessible to perform a variety of functions:

- Confirmation of the set point
- Progress to the set point
- Potentiometer alignment
- Diagnostic checks
- Error messages

**ENCLOSURES:** The standard waterproof enclosure is constructed of a durable, lightweight polymer, providing excellent chemical and corrosion resistance.



#### AUTO CALIBRATION

Calibration is easily performed by entering only three parameters into keypad push buttons. The less than 5 minute calibration process automatically determines the position of the travel limit stops, then measures and records the parameters for both the open and close positions.

#### SERIES 6A WATERPROOF UNITS - SPECIFICATIONS

<b>Supply Pressure [Max]</b>	20 - 102psi (1.4-7Bar)	<b>Weight</b>	2.0 lbs. (0.9 kg)
<b>Air Consumption (80psi)</b>	<0.00035 scfm (.00275 sccm)	<b>Control Element Type</b>	Piezoelectric
<b>Input Signal</b>		<b>EMC Requirements</b>	EN 61326/A1 Appendix A.1
Analog	4-20 mADC		NAMUR NE21 August 98
BUS	HART, Foundation Fieldbus, Profibus PA	<b>Protection Class</b>	NEMA 4,4x and IP66
<b>Connections</b>		<b>Materials</b>	
Supply	1/4" NPT (G 1/4")	Housing	Fiberglass Reinforced Polymer with Metalized Coated interior for EMC protection
	Signal (2 conduit entries) 1/2" NPT (M20x1.5)	Housing Fasteners	Stainless Steel
<b>Resolution</b>	<0.05%	Position Indicator	ABS polymer
<b>Repeatability</b>	0.32%	<b>Positioner Mounting</b>	VDI/VDE 3845 (NAMUR)
<b>Hysteresis</b>	<0.2%	<b>Available Approvals</b>	FM, CSA, CE, ATEX
<b>Temperature Range</b>	-22°F(-30°C) to +176°F(+80°C)		

## **SERIES 64 POSITIONER**

### **FOR DOUBLE & SINGLE ACTING ACTUATORS**

For proportional control of actuator and valve positions, the Bray Series 64 automatically positions the output shaft to precise angles between 0° and 90° in response to a pneumatic input signal. The standard positioner is direct acting but can be easily reversed with no additional parts. It has split range capabilities and features independent span and zero adjustments.

### **OPTIONS / ACCESSORIES**

**SPECIAL CAMS:** Special Cams for non-standard ranges may be modified by the factory or customer.

**GAUGE MANIFOLD:** An externally mounted gauge manifold is offered with up to three gauges to measure air supply and the actuator input and output pressures.

**AIR FILTER:** Eliminates dust and oil particles from contaminating the unit.

**BUNA-N DIAPHRAGM:** Permits greater sensitivity than positioners containing two or more diaphragms

**STAINLESS STEEL SPOOL VALVE:** Precisely machined and polished to reduce steady state air loss and therefore operating costs.

**POSITION INDICATION:** A highly visible yellow pointer locally indicates position of the final control element.

**HOUSING:** A rugged, clear polycarbonate cover that fully protects the positioner from harsh environments.

**BODY HOUSING:** Anodized aluminum.

***All positioner components are fully enclosed.***



- Linear feed back cam, 3-shapes, with split-range
- Compact Design – directly coupled to the actuator stem
- Direct or reverse action from positioner with no additional parts
- No external springs, all operating parts completely enclosed
- Not affected by supply pressure fluctuations

- Air discharge creates a slight purging pressure inside the positioner housing. This pressure prevents dust, humidity or gas from entering the unit
- Good Vibration-resistant characteristics
- Span and zero adjustment.  
(Span not affected by zero adjustment)
- Usable for double-acting or single acting service



## SERIES 55 FILTER REGULATORS

The Bray Series 55 Filter Regulator is a 5 micron filter designed to provide nominal filtration removal of solids and liquids from the compressed air with accurate control to any pneumatic control device and are strongly recommended for use with the Bray Series 64 and 6A positioners.

**LOCKING KNOB:** Allows for downstream pressure adjustment and locks the pressure setting in place.

**THREADED COLLAR:** Permits easy attachment of bracket for panel mounting.

**PRESSURE PORTS:** 1/4" NPT or 1/4 G Metric

**BOWL QUICK RELEASE:** Allows for easy removal of the bowl and guard for access to the filter element without the need for special tools.

**TRANSPARENT POLYCARBONATE BOWL:** Provides easy view of liquid levels.

**METAL BOWL GUARD:** Provides sturdy breakage protection from external environmental factors.


**PUSHBUTTON DRAIN:** Allows for easy removal of liquid from the bowl.

### SERIES 55 FILTER REGULATORS

Pressure Ports	1/4" NPT or G 1/4
Gauge Ports	G 1/8
Flow (SCFM)*	30
Set Pressure	7 – 125 PSIG ( 0.05 - 0.85 MPa ) (0.5 - 8.6 Bar)
Filter Regulator Body	Zinc / Removable Non-Rising Knob
Bonnet	Plastic
Springs	Steel
Bowls (2 Ounce)	Transparent Polycarbonate with Metal Guard Metal (Zinc) w/Sight Gauge
Filter Element	5 Micron Standard – Plastic
Pressure Ratings**	0 – 250 PSIG (0 - 1.70 MPa) (0 – 17.2 bar)
Temperature Ratings	32° - 175° (0° - 80° C)

\*SCFM = Standard cubic feet per minute at 100 psig inlet, 90 psig no flow secondary setting and 10 psig pressure drop.

\*\*Do not attach to pressurized gas bottles.



**WORLD HEADQUARTERS**  
**BRAY INTERNATIONAL, INC. - USA**  
Houston, TX. +281.894.5454

**BRAY CONTROLS - USA**  
Houston, TX. +281.894.5454

**BRAY CONTROLS - BENELUX**  
Heerhugowaard +31.72.572.1410

**BRAY CONTROLS - BRAZIL**  
Bairro Cascata Paulinia SP-Brazil  
+55.19.3844.6161

**BRAY CONTROLS - CANADA**  
Montréal +514.344.2729

**BRAY CONTROLS - CHILE**  
Centro de Empresas +56.2739.2966

**BRAY CONTROLS - CHINA**  
Hangzhou, Zhejiang +86.571.828.52200

**BRAY CONTROLS - GERMANY**  
Krefeld +49.2151.53360

**BRAY CONTROLS - MEXICO**  
Zapopan, Jalisco, +52.33.3836.4460

**BRAY CONTROLS - PACIFIC**  
Melbourne, Australia +613.9580.9755

**BRAY CONTROLS - POLAND**  
Oświęcim +48.33.842.19 68

**BRAY CONTROLS - UNITED KINGDOM**  
Inchinnan +44.141.812.5199

**FLOW-TEK - USA**  
Houston, TX +832.912.2300

**FLOW-TEK - CHINA**  
Hangzhou, Zhejiang +86.571.828.52200

**RITEPRO - CANADA,**  
Montréal +514.324.8900



**BRAY INTERNATIONAL, INC. WORLD HEADQUARTERS**



***Global Manufacturing,  
Service Around the Corner***

To serve you locally, each region maintains a  
factory certified sales and service network for  
all Bray International products.



**BRAY CONTROLS - CHINA Office & Manufacturing**

**Bray** **CONTROLS**

A Division of BRAY INTERNATIONAL, Inc.  
13333 Westland East Blvd. Houston, Texas 77041  
281.894.5454 FAX 281.894.9499 www.bray.com

